



WASHINGTON SURVEY

Informing Our Local Decision Making Process



Hometown Collaboration Initiative

This report is a product of the Purdue Center for Regional Development and the Purdue Extension Community Development program and is intended to support the Indiana Hometown Collaboration Initiative (HCI). HCI is a collaborative initiative of the Indiana Office of Community and Rural Affairs, Ball State University and Purdue University.



Table of Contents

01

Who Responded



02

Placemaking



03

Economy



04

Leadership




01 Respondents

Survey Participants

Demographics

Employment & Education



Survey Respondents

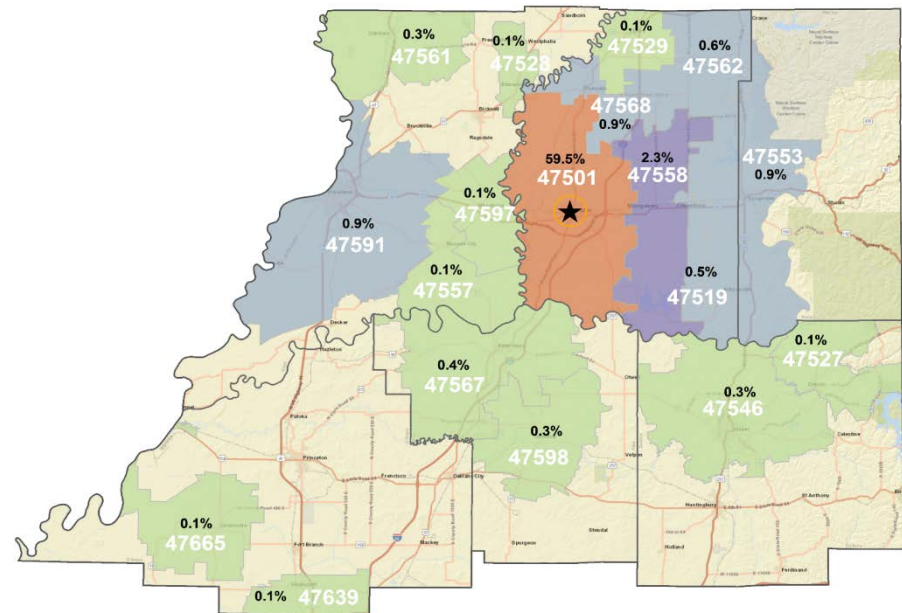
- Survey respondents were asked to indicate if they live or work in Washington. The infographic below shows the geographic mix of Daviess, Dubois, Gibson, Knox, Martin, and Pike County residents who responded to the survey.

TOTAL RESPONDENTS = 832*

Live in Washington **654**

Employed or go to school in Washington **431**

*842 Individuals responded to the survey, however, only 832 met the screening criteria of living or working in Washington.



Survey respondents who were Washington residents, shown by zip code of residence.

Survey Respondents

Response Summary | **Out of 628 Survey Responses**

- The majority of survey respondents were between 25-65+ years of age.
- More females participated than males.

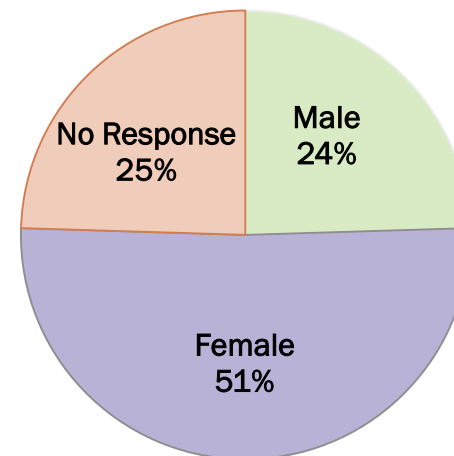
Age

<18yrs	1.6%
18-24	4.9 %
25-34	18.8 %
35-44	18.3 %
45-54	24.0 %
55-64	20.2 %
65+	12.2 %

Race

White/Caucasian	97 %
Black	1 %
Asian/Pacific	1 %
Other	1 %

Gender



Survey Respondents

Response Summary | **Out of 628 Survey Responses**

- A majority of survey takers were employed full-time while 9% percent worked part time.
- Respondents had a good representation from all educational levels.

Employment Status		Education	
Employed Full Time	68%	Currently in High School	2.8%
Employed Part Time	9%	High School or less	18.5%
Full Time Student	2%	Some College	19.1%
Unemployed	1%	Technical or Associate Degree	23.7%
Retired	12%	Bachelor's Degree	26.3%
Stay at home parent/guardian	5%	Master's Degree or more	14.7%
Other/no response	3%		

02

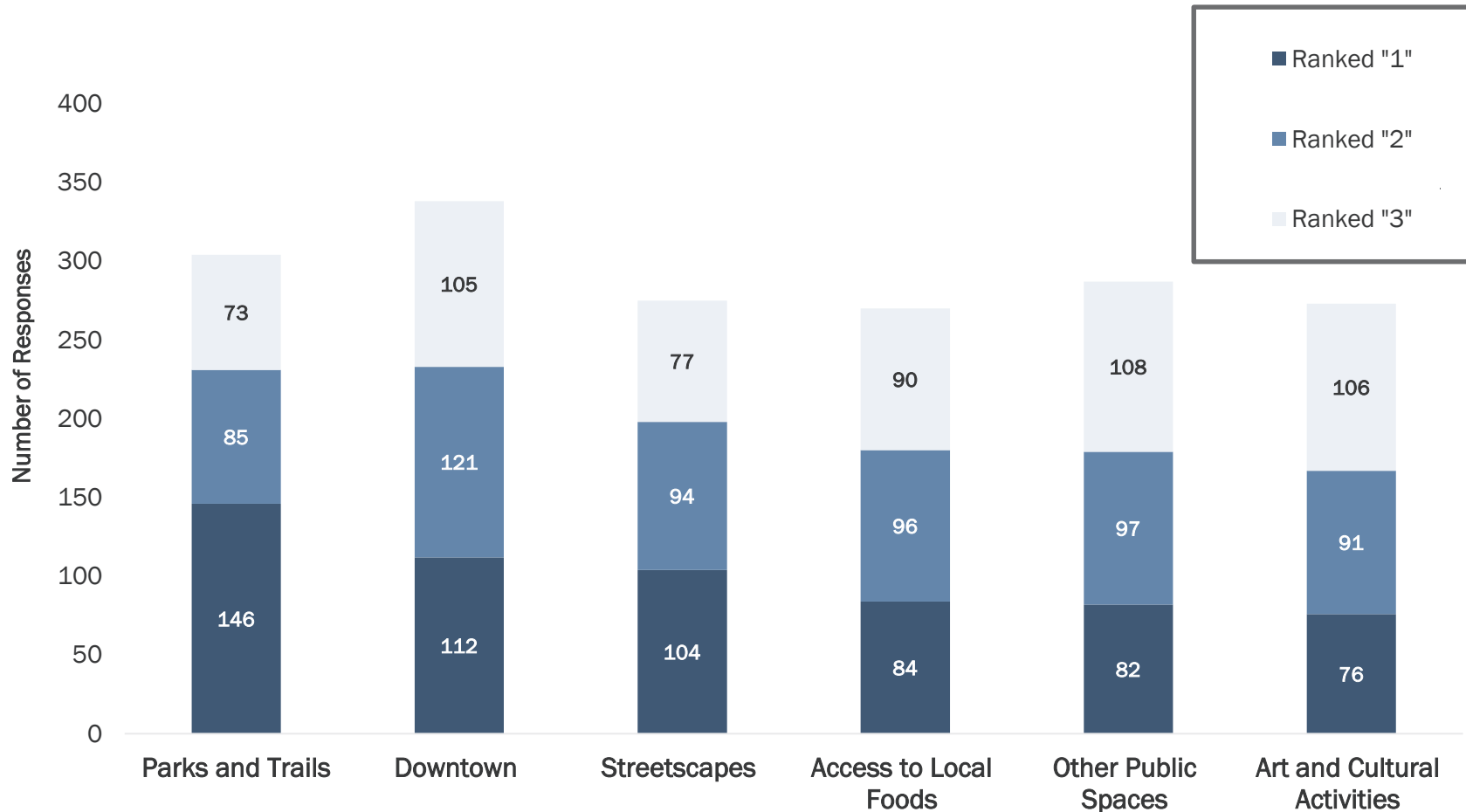
Placemaking



Placemaking

Response Summary | Out 743-832 Survey Responses

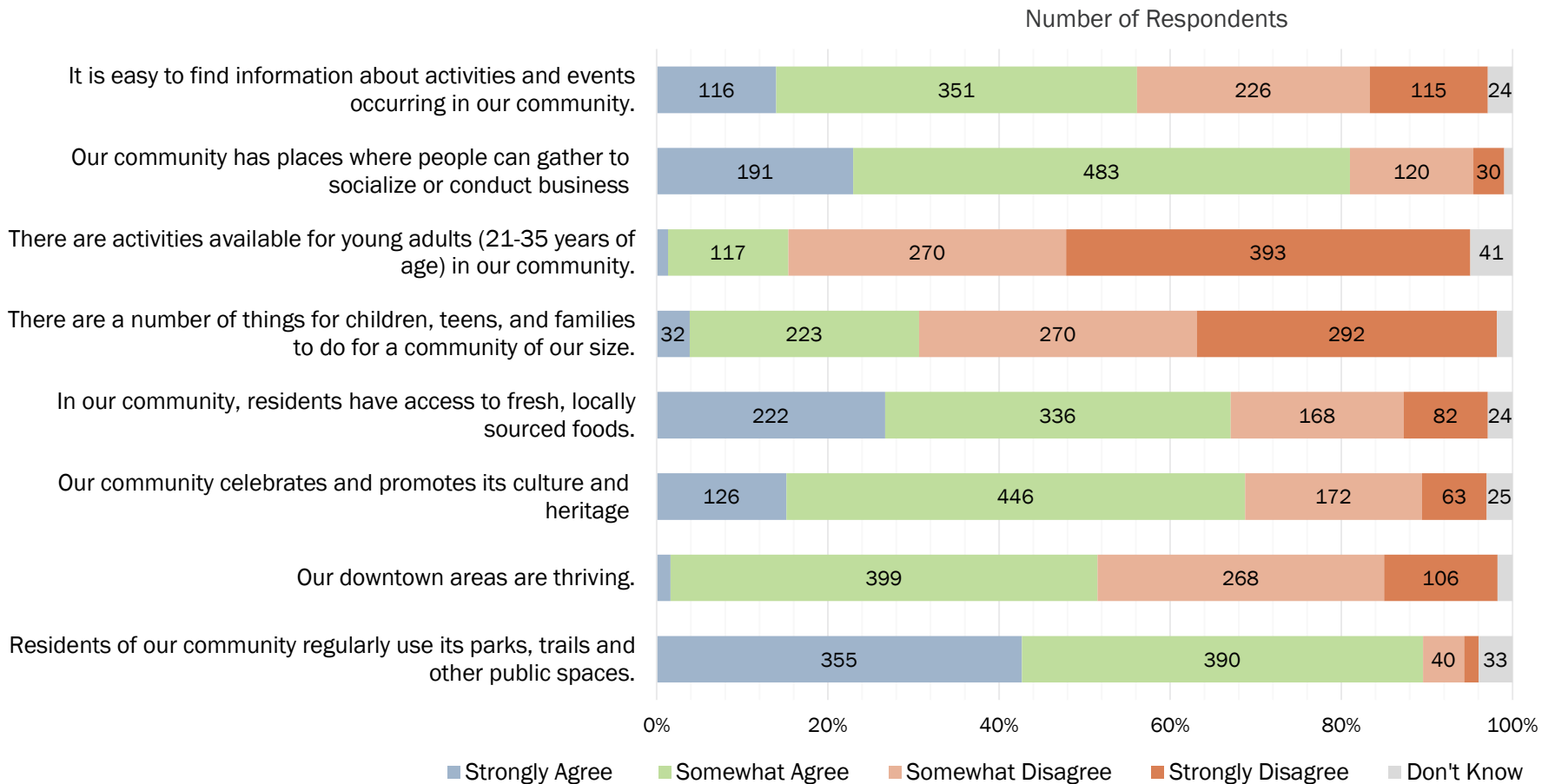
- Survey respondents were asked to rank the top 3 placemaking items they would like to see improved in Washington. Survey respondents overwhelmingly selected **Parks and Trails**. **Downtown** and **Streetscapes** were ranked in the top 3.



Placemaking

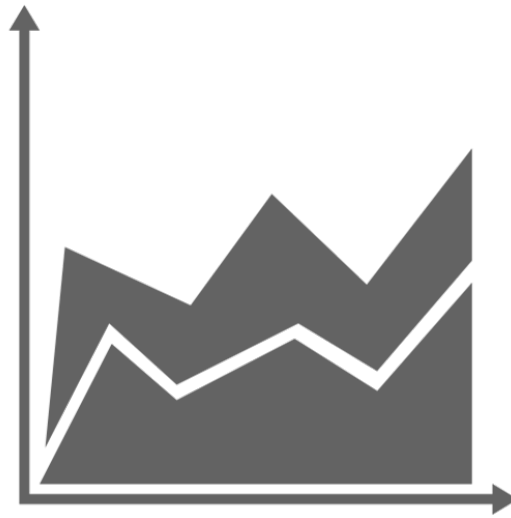
Response Summary | **Out of 743-832 Survey Responses**

- Survey results indicate that respondents feel the community has places for people to gather and residents regularly use parks, trails, other public spaces and celebrates culture and heritage.
- Results also indicate there are opportunities for more activities for young adults, teens and their families.



03

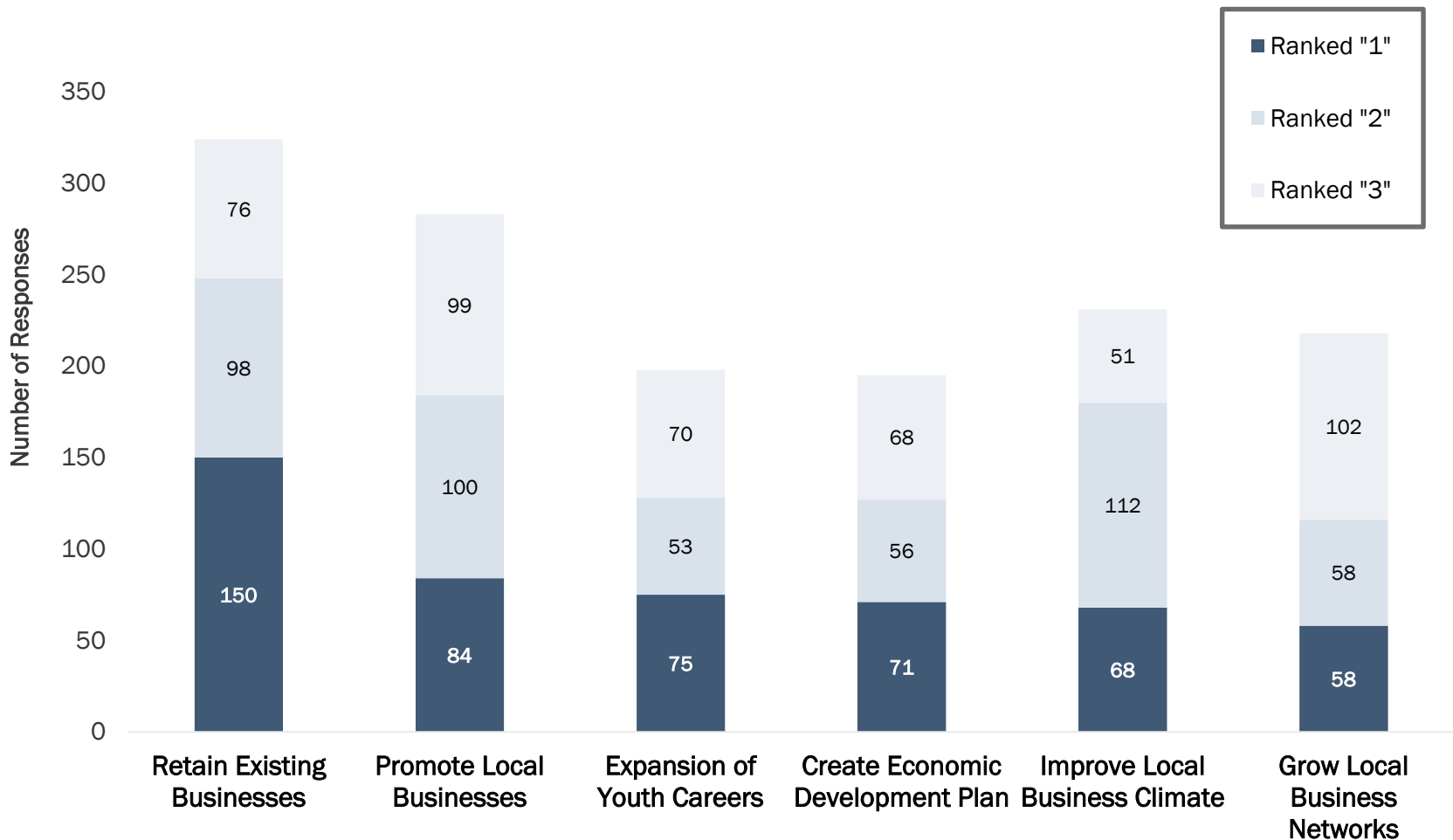
Economy



Economy

Response Summary | Out 660-743 Survey Responses

- Respondents were asked to rank the top 3 economic development activities they felt needed to be addressed in Washington. **Retaining Existing Businesses** was ranked #1 as an economic area that survey respondents would want to see improved in the community. Survey respondents also felt **Promoting Local Businesses** and **Expanding Youth Careers** were important topics to address.

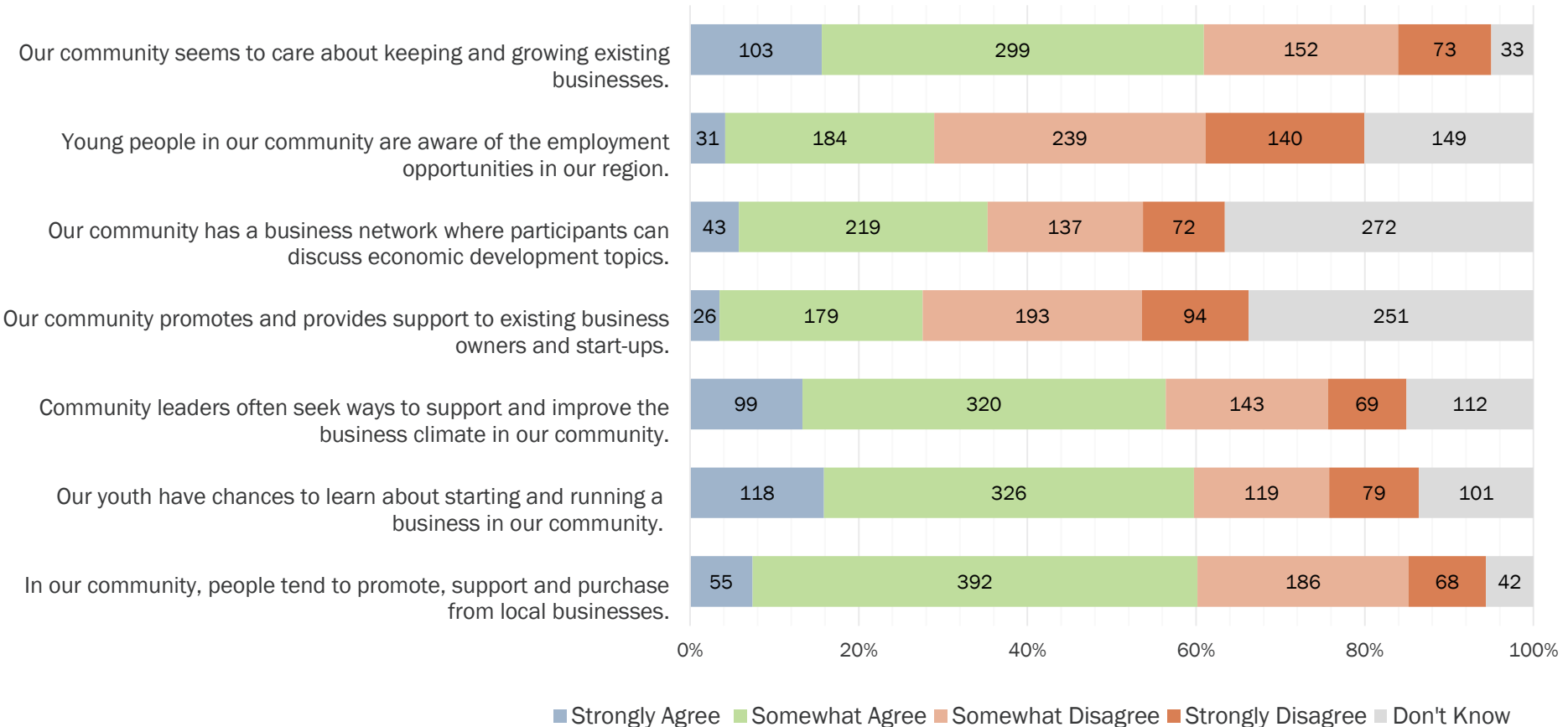


Economy

Response Summary | Out of 660-743 Survey Responses

- The survey results indicate community members in Washington are supportive of existing local businesses.
- Respondents indicate there may be an opportunity for training and education on starting and running a business and a chance for the youth to get involved. The large number of “don’t know” responses may indicate a lack of knowledge about existing services.

Number of Respondents



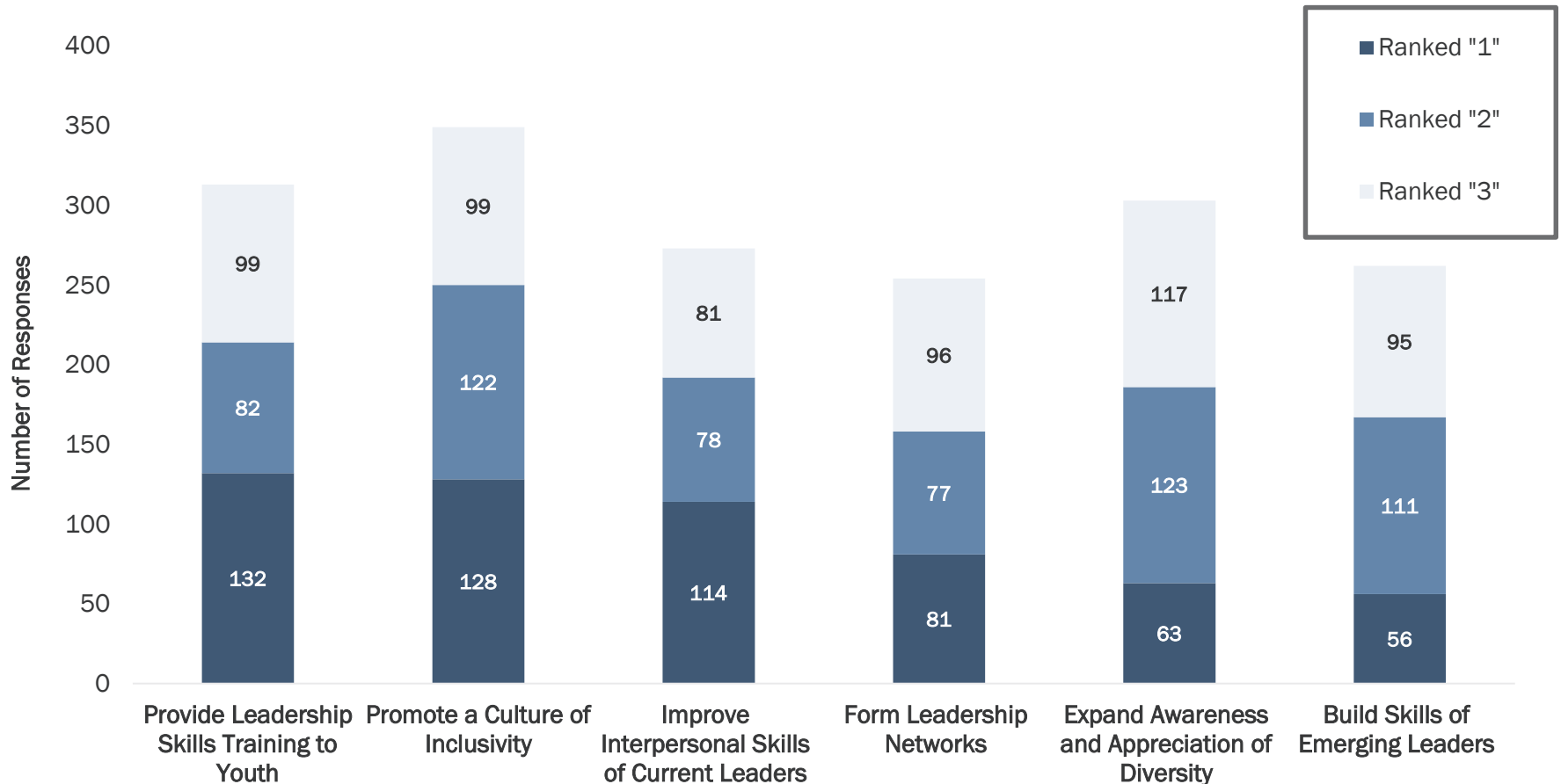
04 Leadership



Leadership

Response Summary | Out of 628-660 Survey Responses

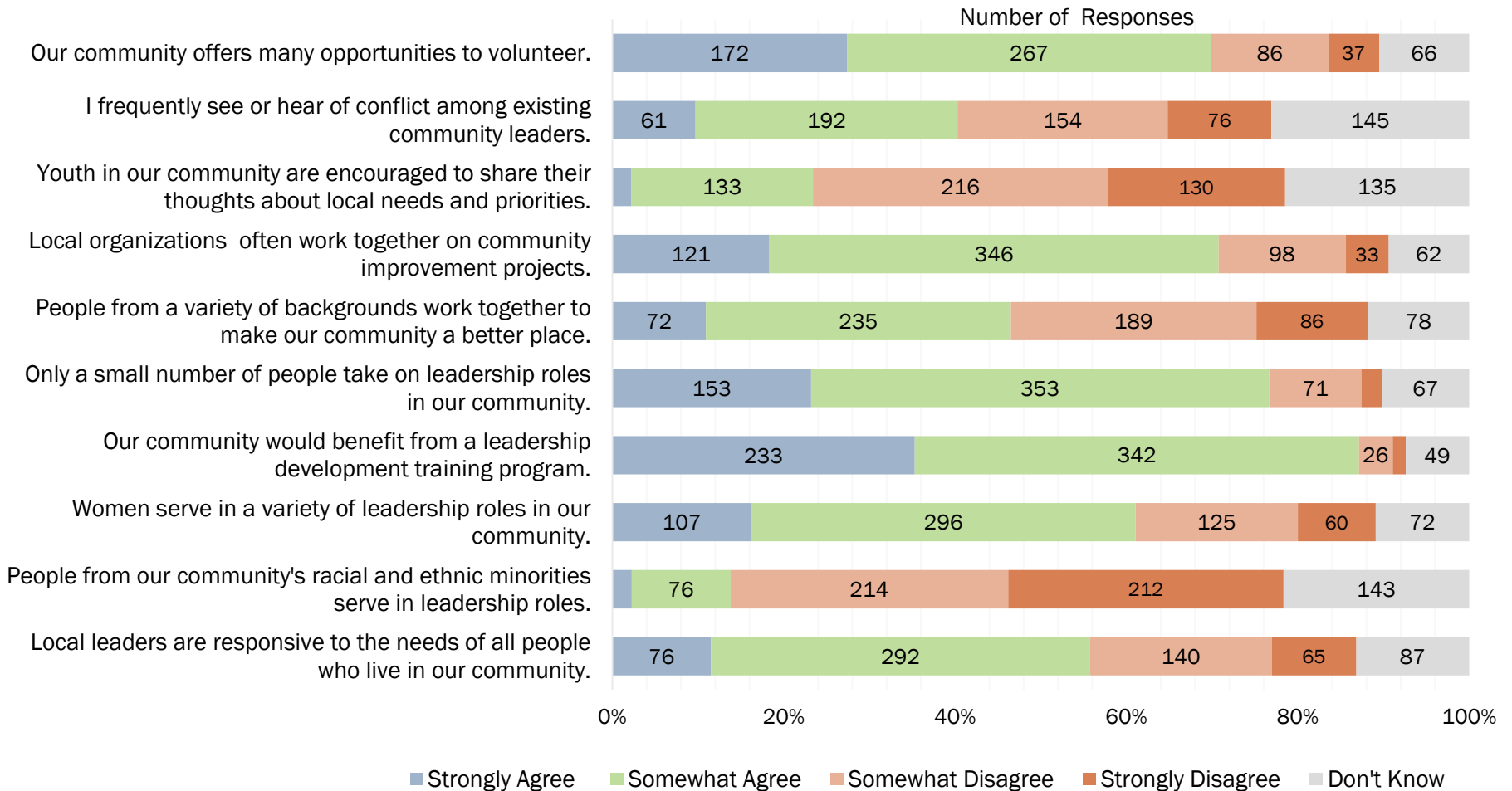
- Respondents were asked to rank the top 3 leadership items they wanted to see improved in Washington. **Providing Leadership Skills Training to Youth** was ranked #1 as a leadership area that survey respondents would want to see improved in Washington. **Promoting a Culture of Inclusivity** and **Improving Interpersonal Skills of Current Leaders** were important topics for the community to address.



Leadership

Response Summary | Out of 628-660 Survey Responses

- Participants support local leadership development training activities.
- The respondents feel that there may be an opportunity to engage more people in the community and local organizations to work together.



Hometown Collaboration Initiative

is a collaborative initiative of the Indiana Office of Community and Rural Affairs, Ball State University and Purdue University.

To learn more about HCI, visit www.indianaHCI.org

If you have questions about this report, contact info@indianaHCI.org

